

Magnet drive gear pumps MG400 series

The MG400 series magnet drive gear pumps are designed for heavy duty applications where reliability in harsh environments is key. The combination of the magnet drive with the use of ceramic for the internal components makes of the MG400 series an exceptionally robust pump capable of handling a wide range of liquids with a high degree of safety.

The housing is in AISI 316L stainless steel and the gears are available in Peek™, Ceramic Peek™ or PTFE™.

In operation the MG series pumps are noiseless, pulsation-free and able to handle relatively high temperature fluids with low coefficient of expansion.

The principle of the magnetic drive comprises an inner magnet embodied in the pump and connected to the driving gear, and an outer magnet connected to the motor shaft.

The pole-to-pole alignment of the two magnets provides the driving motion to the pump. Decoupling will occur when the pump load exceeds the maximum coupling torque provided by the alignment of the two magnets.

Available upon request:

- Built-in relief valve
- Rare earths driven magnet



MAIN APPLICATIONS

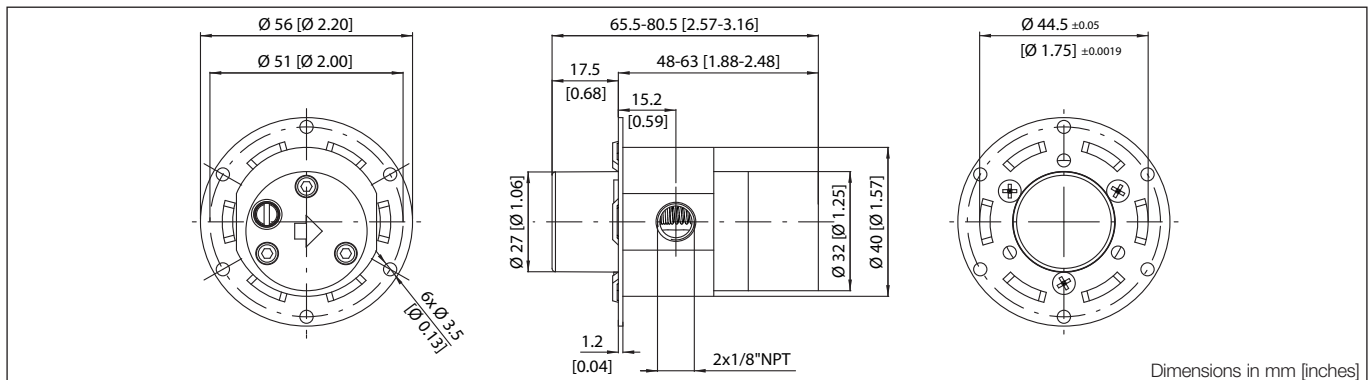
- Medical and surgical equipment
- Hemodialysis apparatus
- Laser apparatus
- Lubrication
- Ink-Jet printing systems
- Cooling systems
- Laboratory instrumentation
- Water treatment
- Sampling
- Food processing equipment
- Sanitization

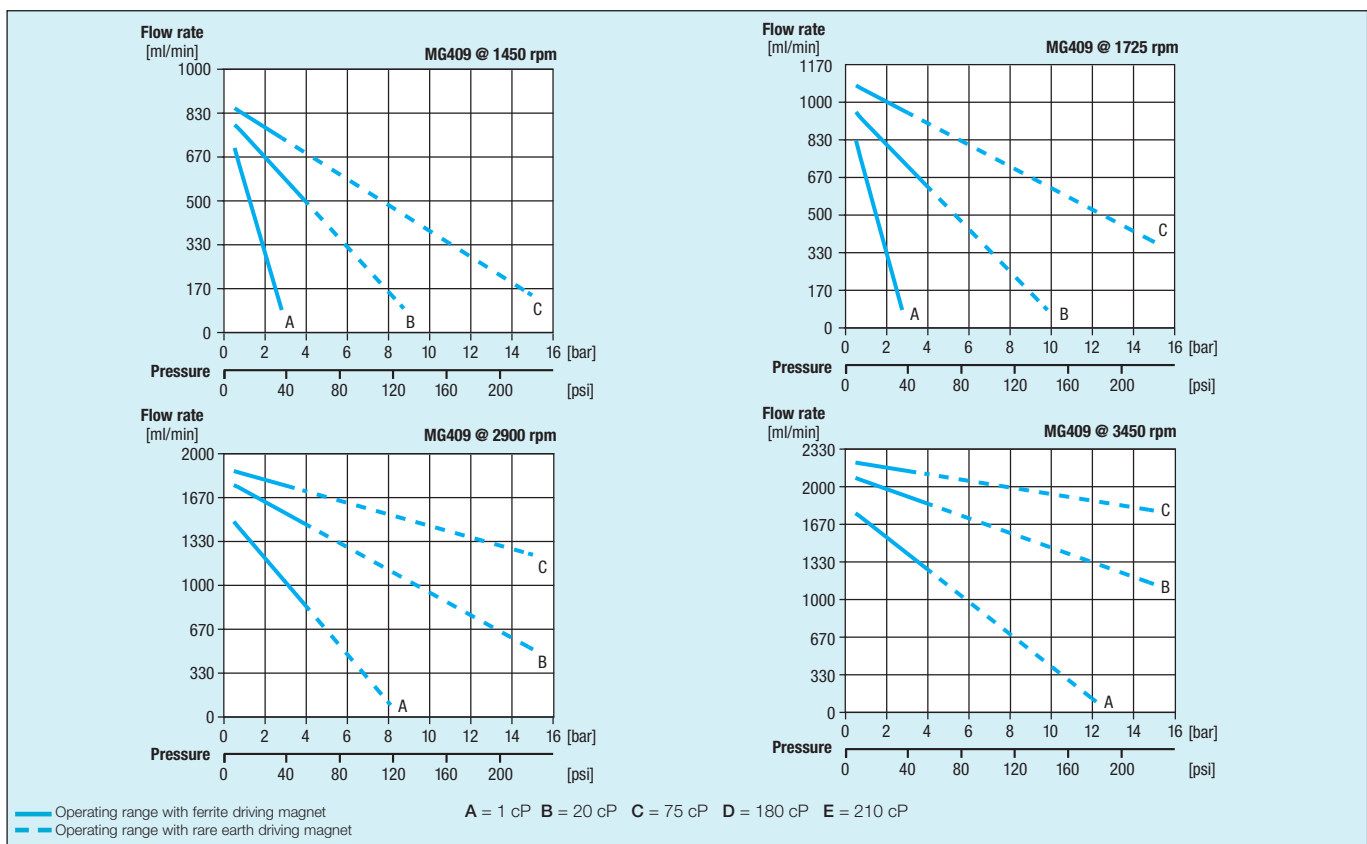
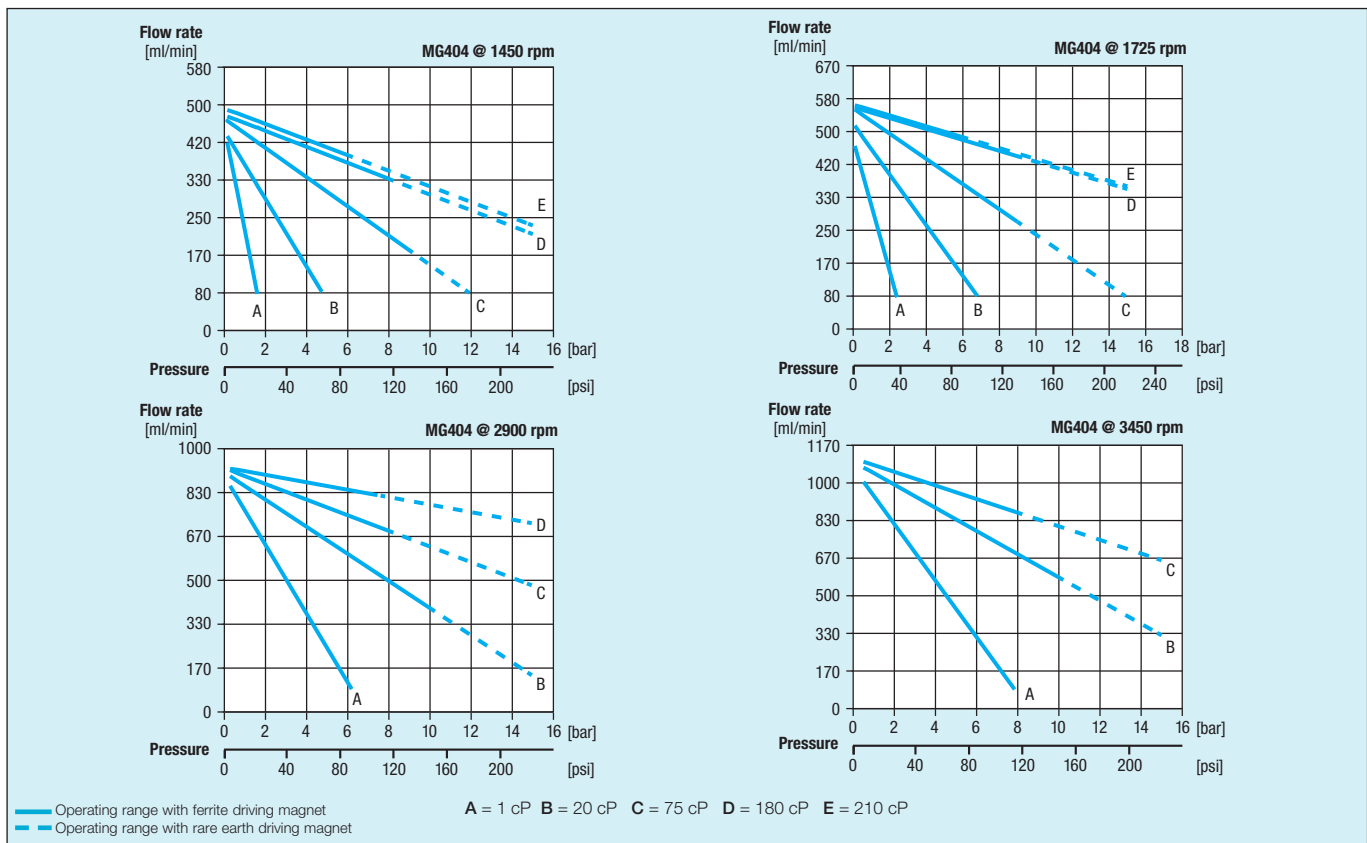


TECHNICAL INFORMATION

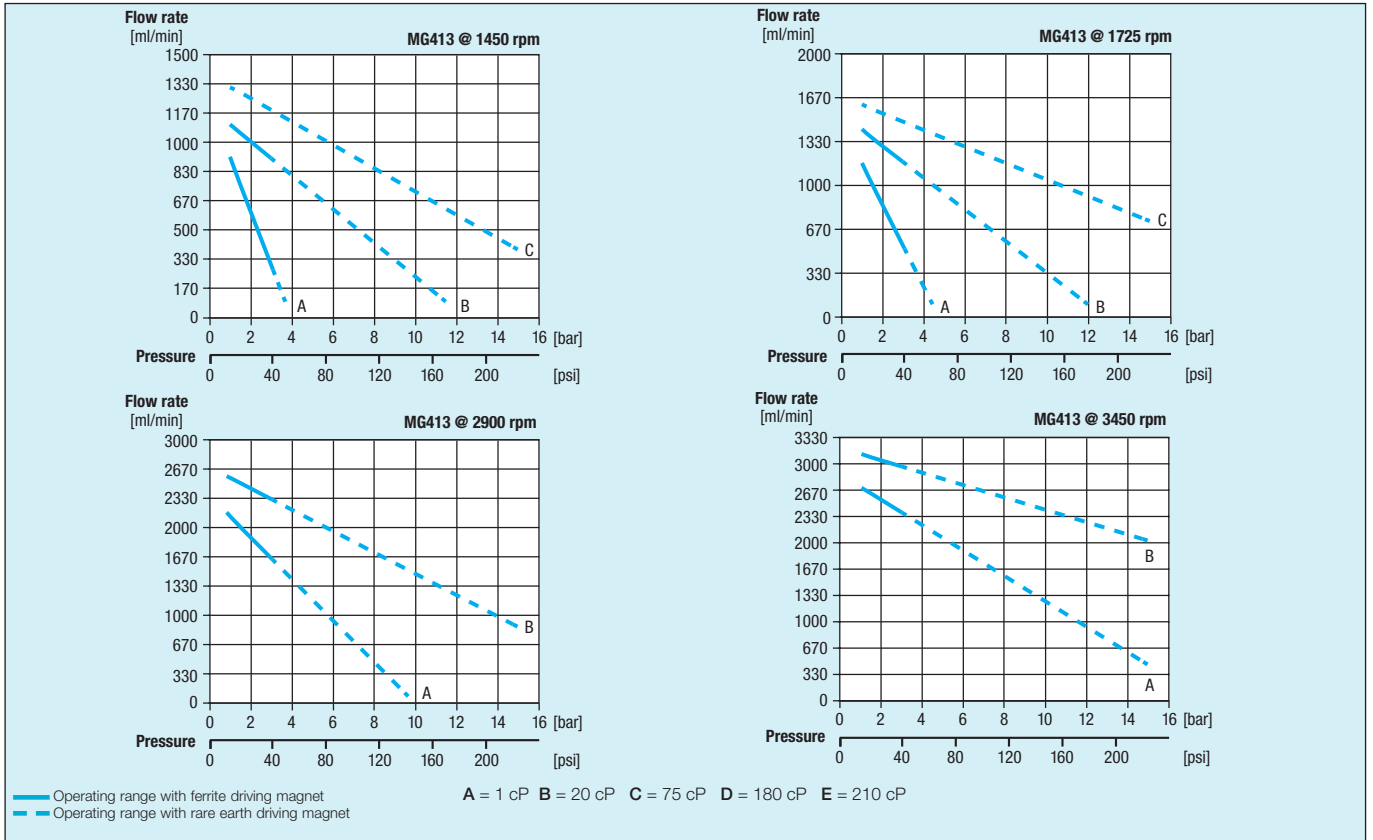
Pump housing material	Stainless steel	Max static pressure	20 bar/290 psi
Gears and bushing materials	Peek™/Ceramic Peek™/PTFE™	Temperature range	Peek™ -45 to 120 °C/-49 to 248 F
Ports	1/8" GAS or NPT		Ceramic Peek™ -45 to 120 °C/-49 to 248 F
Pump weight (MG409)	410 g (0.9 lb)	Max vacuum	PTFE™ -45 to 50 °C/-49 to 122 F
Speed limit	5000 rpm		724 mmHg/28.5 inHg
*Wet lift with water	~ 8m/26.7 ft		

* Priming ability varies with operating conditions and fluid characteristics





Note: Characteristics with water at 20 °C (68 F) and without relief valve. Fluids different from water must be validated by the Customer. Temperature requirements different from ambient temperature must be mentioned on the order. Dedicated configurations are available if the operating outlet pressure is in between 10bar/145psi and 15bar/217psi. In case of higher outlet pressure, 15bar/217psi to 20bar/290psi, please consult the factory. Different materials are available upon request. Use a filter before the pump inlet no larger than 10 micron



Note: Characteristics with water at 20 °C (68 F) and without relief valve. Fluids different from water must be validated by the Customer. Temperature requirements different from ambient temperature must be mentioned on the order. Dedicated configurations are available if the operating outlet pressure is in between 10bar/145psi and 15bar/217psi. In case of higher outlet pressure, 15bar/217psi to 20bar/290psi, please consult the factory. Different materials are available upon request. Use a filter before the pump inlet no larger than 10 micron

MODEL NUMBER MATRIX

Position	1	2	3	4	5	6	7	8	Customization
Code	MG	4	09	X	D	0	T	T	00000

POS	DESCRIPTION	CODE	POS	DESCRIPTION	CODE
1	Driven magnet	MG = ferrite MS = rare earths	5	Type of connections	D = 1/8" NPT G = 1/8" GAS
2	Pump series	4 = PTFE™ flat seal and ceramic plates	6	Relief valve	0 = without 1 = with
3	Gear width in mm (Nominal displacement)	04 = 4 mm (0.3 ml/rev)	7	Gear material	C = Ceramic filled PEEK with ceramic shaft and bushings in ceramic filled PEEK
		09 = 9 mm (0.6 ml/rev)			G = Ceramic filled PEEK with ceramic shafts and bushings in standard PEEK
4	Housing material *	X = AISI 316L S = SAF 2205	8	Static seal material	T = PTFE™
		Y = AISI 303			

* Other materials available upon request



**costruzioni
meccaniche
friulane**

D.V. srl - Depuration Vèhiculer
Via E.Ellero n.9 33080 / Cusano di Zoppola (Pn) Italy
Tel. 0039 0434 978476 / info@cmfitalia.com
info@dvsrl.com / dvsrl.com

www.cmfitalia.it